

PRODUCT DATA

FIRE PROTECTION INFORMATION FOR DOOR SYSTEMS,
FIRE SERVICE POSITION AND FIRE-EXTINGUISHING SYSTEMS

trend**vario** 6000



Table of contents

Explanation of symbols.....	2	Additional control for fire service – fire service position.....	5
Dimensions and tolerances.....	2	Fire-extinguishing systems.....	5
Grid arrangement.....	2	Technical information.....	5
System overview.....	3	Subject to technical changes.....	5
Door system.....	4		

Explanation of symbols



Additional information on product data

Dimensions and tolerances

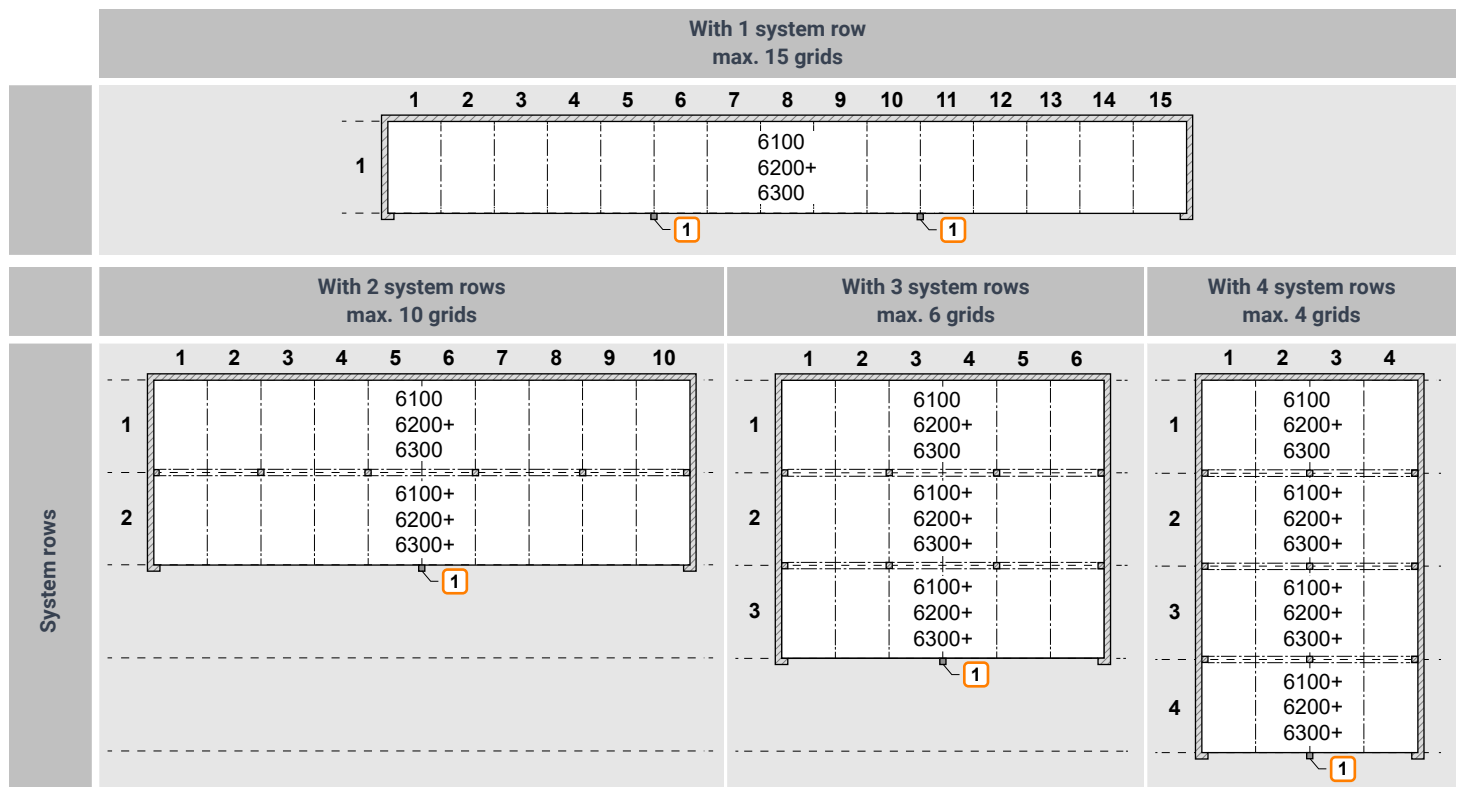


All dimensions and minimum final dimensions.

Tolerance for dimensions +3/-0. Dimensions in cm.

In order to adhere to the minimum final dimensions, the tolerances in accordance with the German Construction Tendering and Contract Regulations [VOB], Part C (DIN 18330 and 18331) and DIN 18202 must also be taken into account.

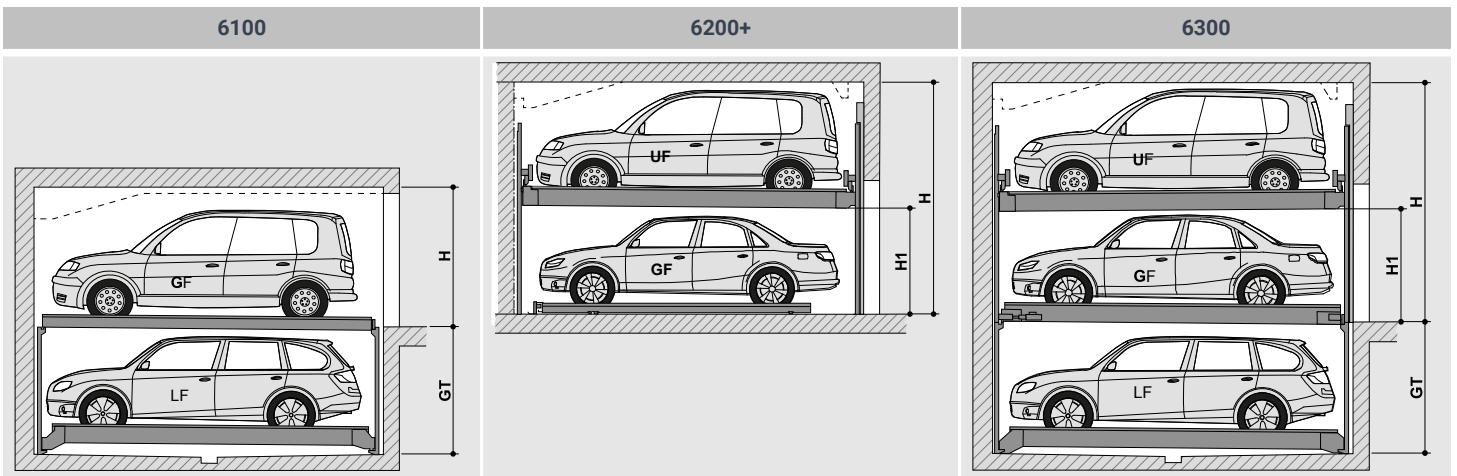
Grid arrangement



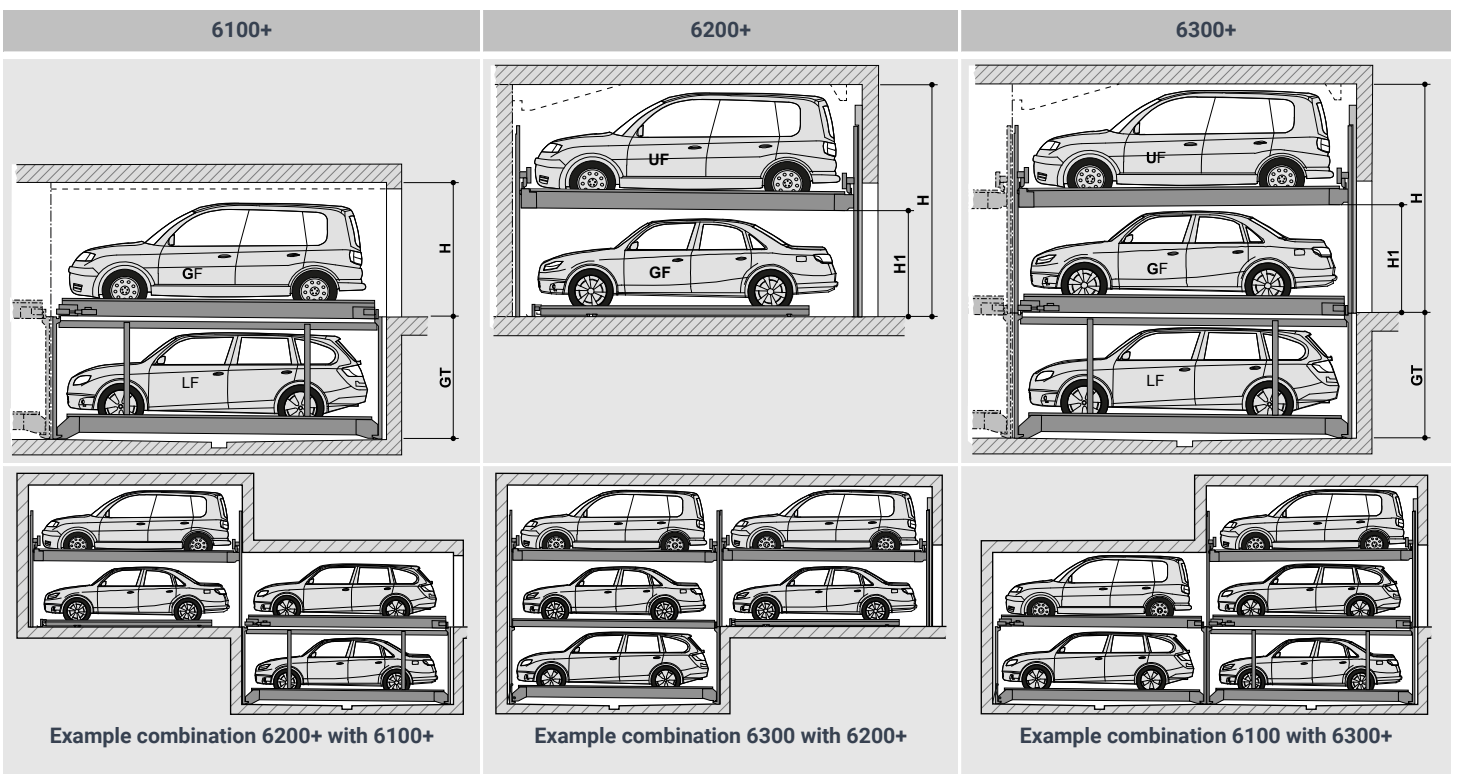
1 Control panel

System overview

Single-row TrendVario systems



Multi-row TrendVario systems



Door system

Vertical doors

Fire protection

- Emergency unlocking from the outside with fire service triangular key M10 in accordance with DIN 3223
- Additional control for fire service see "Additional control for fire service – fire service position", page 5
- Filling can be kicked out

Filling	Options for extinguishing measures
Aluminium perforated plate <ul style="list-style-type: none"> ■ Round perforation \varnothing 8 mm, hole spacing 14 mm ■ Thickness 1.5 mm ■ Ventilation cross-section of the filling approx. 30% 	<ul style="list-style-type: none"> ■ Emergency unlocking from the outside ■ Kick out filling

Sliding doors

Fire protection

- Emergency unlocking from the outside with KLAUS Multiparking special key
- Fire service position possible with surcharge see "Additional control for fire service – fire service position", page 5
- Filling, can be kicked out (depending on version)

Door filling	Options for extinguishing measures
Aluminium perforated plate <ul style="list-style-type: none"> ■ Round perforation \varnothing 8 mm, hole spacing 14 mm ■ Thickness 1.5 mm ■ Ventilation cross-section of the filling approx. 30% 	<ul style="list-style-type: none"> ■ Emergency unlocking from the outside ■ Kick out filling
Plain aluminium sheet <ul style="list-style-type: none"> ■ without opening ■ Thickness 2 mm 	<ul style="list-style-type: none"> ■ Emergency unlocking from the outside
Corrugated steel sheet <ul style="list-style-type: none"> ■ without opening ■ Thickness 1 mm 	<ul style="list-style-type: none"> ■ Emergency unlocking from the outside
Wood filling <ul style="list-style-type: none"> ■ without opening ■ Vertical tongue and groove boards 	<ul style="list-style-type: none"> ■ Emergency unlocking from the outside
Composite safety glass <ul style="list-style-type: none"> ■ without opening ■ Composite safety glass from 8/4 mm 	<ul style="list-style-type: none"> ■ Emergency unlocking from the outside
Wire mesh <ul style="list-style-type: none"> ■ Mesh size 12 x 12 mm ■ Wire gauge 2 mm ■ Ventilation cross-section of the filling approx. 70% 	<ul style="list-style-type: none"> ■ Emergency unlocking from the outside ■ Spray-through ■ Kick out filling

Additional control for fire service – fire service position

General information

In the event that the fire service or relevant authorities require the lower spaces of the TrendVario 6000 series to be accessible for the purpose of extinguishing capability, we can, where possible, offer the following 'fire service' additional control. We wish to point out that this merely a proposal by KLAUS Multiparking GmbH and the client must seek approval from the relevant authorities, if required.

Description

In its standard configuration, the normal position of the parking system is always such that at entrance level, there is no opening behind the closed doors and access to the pits is not possible. With the 'fire service' additional control, there is no platform in a selectable grid at entrance level and, therefore, an opening is available. For security reasons, this opening is behind the closed doors! The customer must provide information on the grid required in this version promptly before production commences. The customer may be required to mark the respective door for identification and must do so in liaison with the relevant authorities.

Operation

The user uses the encoded key to select his space. The door is then opened and the user parks or retrieves the vehicle. Once parking/retrieval is complete, the door needs to be closed. Once the door is closed, the fire service opening is provided automatically via the control system.

Door opening for the fire service

Vertical door/sliding door with electrical drive system:

- The vertical door, defined as fire service access, can be opened from the outside with fire service triangular key M10 in accordance with DIN 3223. This key switch is installed next to the defined grid.
- In the event of a power failure, the door can only be opened via the emergency unlocking function.

Fire-extinguishing systems

If fire-extinguishing systems are required, the customer must ensure that sufficient clearance is provided. The dimensions specified in the product data sheet are minimum finished dimensions and are provided for the purpose of fire-extinguishing system planning.

An example draft plan for a fire-extinguishing system on our parking system may be requested from KLAUS Multiparking, if required.

Installation of the fire-extinguishing system must take place on site after installation of the parking system.

Technical information

Fire protection

The requirements relating to fire protection, and requisite facilities (fire-extinguishing systems and fire alarm systems, etc.) depend on local regulations and circumstances. Consequently, we are not able to provide detailed information on implementation of fire protection facilities.

Fire service access

The components provided solely for the fire service, which allow the grid door to be opened even when there is a risk of falling, must be kept under lock and key. They may only be used by the fire service and not unauthorised personnel. The operating company remains responsible for these components.

Subject to technical changes

In the course of technical progress, KLAUS Multiparking shall be entitled to use newer or different technologies, systems, processes or standards to provide the services than initially offered, provided that this does not disadvantage the customer in any way.

KLAUS Multiparking GmbH

Hermann-Krum-Straße 2
88319 Aitrach / Germany

+49 (0) 7565 508-0

info@multiparking.com
www.multiparking.com

